

KIST Student Laptop Requirements & Wi-Fi Access (G9–G12)

KIST Students in Grades 9 to 12 are required to purchase and bring to school a personal laptop every day. This document is relevant to all new and currently enrolled students in G9-G12 as it explains the hardware and software requirements for using a laptop at school, and how to register to use the school's Wi-Fi network.

At KIST we expect staff and students to use Windows along with Office 365 and a number of other specified apps. We believe that limiting the platform and determining course specific software to unify the computer environment that teachers and students use is best from a teaching, learning and support perspective.

KIST does not provide any support for Apple products.

If a family insists on their child using an Apple product, a consent form signed by the student and the parents/guardians must be submitted to the IT department, indicating their understanding that support for Apple products will not be offered by the school.




























It should also be noted that the ability to connect Apple products to the school Wi-Fi cannot be assured. From experience related with technical complications that have arisen in past years, teacher-prepared student materials may not always work well on Apple products.

All student laptops must meet the hardware specifications defined below. Re-registration is necessary if students want to change their computer. Students may register one laptop each.

KIST Hardware Requirements				
Requirement	Students in Grade 9–12 must bring a charged laptop and power adaptor to school every day			
Applies to	<ul style="list-style-type: none"> New G9 students (promoted from KIST Grade 8) New students joining KIST for the first time in G9, G10, G11 or G12 Current students who would like to change their registered computer 			
Hardware	Windows hardware only (with a physical keyboard)			
Operating system	<div style="border: 2px solid red; background-color: yellow; padding: 5px; margin-bottom: 5px;"> Windows 10 is required 64-bit version is recommended </div> <ul style="list-style-type: none"> Students using a different version of Windows will be expected to upgrade. Non-English versions of Windows must install the English Language Pack (free in Windows) 			
Minimum hardware criteria	Processor	2.0 GHz or faster		
	Screen size	13 inches		
	Hard drive size	HDD Type	512GB	
		SSD Type	256GB	
	RAM	HDD Type	16GB	
		SSD Type	8GB	
	*Adobe recommends 16GB RAM for some Adobe apps			
Video memory	1GB			
Battery charge	4 hours			
Wi-Fi	Must be able to connect to 5Ghz signal (i.e compatible with 802.11a, 802.11n, 802.11ac standards)			

Required Software

This software must be installed on all students laptops regardless of hardware.

KIST Required Software																			
Microsoft Office 365	<p>✘ Office 365 is mandatory software and must be installed.</p> <p>KIST provides a free Office 365 license to all students during enrollment, so students are not required to purchase any Microsoft Office products during that time.</p> <p>Microsoft Office 365 is available to install on upto five devices, but most of the apps can also be accessed on a browser or mobile devices after logging in with your KIST O365 account details.</p> <p><i>The Office365 suite can be downloaded directly from http://www.office.com. After signing in to Office365 with your KIST log in information, click on "Install Office apps".</i></p> <p>Some of the apps you may use are shown here:</p> <table border="1"><tbody><tr><td></td><td></td><td></td><td></td><td></td><td></td><td></td><td></td><td></td></tr><tr><td>Word</td><td>Excel</td><td>PowerPoint</td><td>OneNote</td><td>Outlook</td><td>Publisher</td><td>Access</td><td>Teams</td><td>OneDrive</td></tr></tbody></table>										Word	Excel	PowerPoint	OneNote	Outlook	Publisher	Access	Teams	OneDrive
																			
Word	Excel	PowerPoint	OneNote	Outlook	Publisher	Access	Teams	OneDrive											
Anti-virus software	<p>As a minimum, students are expected to sign in and run Microsoft Defender Antivirus, and ensure that it is kept up-to-date with regular scans scheduled.</p> <p>For a wider range of security features, we strongly recommend one of the following antivirus software with an up-to-date license (English version only):</p> <p>Norton Security, McAfee, Bitdefender, AVG or Kaspersky</p> <p>✘ all anti-virus software must be kept up-to-date with latest security updates.</p>																		
Adobe Creative Cloud (Desktop App)	<p>Your teachers may require you to download certain Adobe Creative Cloud apps for classes, for example, Premiere Rush and Photoshop.</p> <ul style="list-style-type: none">• <u>IT Support must set up your Adobe account before use.</u>• You should not set up your own personal account.• The full range of apps can be downloaded after signing into your school account. <p>✘ New students should only download the app once they have been provided instructions from IT Support.</p>																		

Recommended Software

KIST recommends students install the software below to avoid interruptions to classes, however this is not compulsory. This software can be installed on a “as needed” basis.

The links below will take you to the relevant site where you can download the software.

KIST Recommended Software		
Web Browsers		
Firefox	Alternative browser to Microsoft Edge	link
Multimedia Apps		
VLC	Audio and video player	link
K-Lite Codecs	Codecs for various multimedia formats	link
Mobile Media Converter	Convert media files from one format to another	link
Utilities		
Adobe Reader or Acrobat Acrobat DC	Read PDF documents Read and edit PDF documents (download from Creative Cloud app)	link n/a
7-Zip	Compress and decompress files	link
Apps for Math class (if applicable)		
Geogebra Classic 6	Graphing software	link
Graphmatica	Graphing software	link

Accessing Wi-Fi

KIST provides secure Wi-Fi access to all students in G9-G12. To access the Wi-Fi network, every student must first register their device. If a student changes device, then a new registration form must be submitted so it can be registered on the network. Only one device may be registered per student.

To register for Wi-Fi access, please submit the [Student Laptop Registration Form](#).

Summary

Students are responsible for:

1. Checking that their computer hardware meets the KIST Hardware Requirements.
2. Checking the Recommended Software list and installing relevant software.
3. Submitting the [Student Laptop Registration Form](#).

Laptops will be registered to use the school Wi-Fi Within two days of receiving the Laptop Registration form (excluding holidays and weekends). Access to Wi-Fi will be possible after receiving a “Wi-Fi Registration Complete” confirmation e-mail from IT Support.

Any questions about using a personal device at KIST should be directed to IT Support.